



District Report Card: 2017


State: Gujarat	District: Bharuch
Class: 8	Subject: Science
Schools: 51	Students: 1224


Participation/Coverage


Students

GENDER 	Boys		Girls	
	Number	%	Number	%
	648	52.94	576	47.06

AREA 	Rural		Urban	
	Number	%	Number	%
	1094	89.38	130	10.62

CATEGORY 	SC		ST		OBC		GEN	
	Number	%	Number	%	Number	%	Number	%
	32	2.61	598	48.86	252	20.59	342	27.94

CWSN 	LD	VI	HI	S&LD	ID	Oth
	0	1	0	0	21	20

Management 	Government		Government-aided	
	Number	%	Number	%
	998	81.54	226	18.46

Average Performance of Students in Science (%)

Overall	Gender		Area		Management		Social Group			
	Male	Female	Rural	Urban	Govt.	Aided	SC	ST	OBC	GEN
42.24	41.52	43.06	42.93	36.51	41.52	45.43	47.71	41.72	39.07	44.99

Performance on Learning Outcomes (LOs)

Learning Outcomes	Description	Average Performance(%)
SCI703	Classifies materials and organisms based on properties/characteristics	41.52
SCI704	Conducts simple investigation to seek answers to queries	34.27
SCI705	Relates processes and phenomenon with causes	38.83
SCI708	Measures and calculates e.g., temperature; pulse rate; speed of moving objects; time period of a simple pendulum, etc.	42.24
SCI710	Plots and interprets graphs	33.11
SCI711	Constructs models using materials from surroundings and explains their working	27.32
SCI801	Differentiates materials, organism and processes	54.28
SCI804	Relates processes and phenomenon with causes	45.36
SCI805	Explains processes and phenomenon	37.74
SCI807	Measures angles of incidence and reflection, etc.	40.20
SCI811	Applies learning of scientific concepts in day-to-day life	43.32
SCI813	Makes efforts to protect environment	53.02

Range of Performance of Students who Answered Correctly							
Below 30%		30% - 50%		50% - 75%		Above 75%	
Number	%	Number	%	Number	%	Number	%
383	31.29	431	35.21	343	28.02	67	5.47

Lowest Performing Learning Outcomes (LOs)

- 1 - Constructs models using materials from surroundings and explains their working (27.32)
- 2 - Plots and interprets graphs (33.11)
- 3 - Conducts simple investigation to seek answers to queries (34.27)
- 4 - Explains processes and phenomenon (37.74)
- 5 - Relates processes and phenomenon with causes (38.83)